







ECONOMIC CONTRIBUTIONS

— Arizona | Congressional District 6 | David Schweikert —

HUNTING

In Arizona **297,000** hunters spent **\$441 Million** on hunting-related purchases.
Of the statewide totals, District 6 represented **30,200** hunters & **\$45 Million** in spending.

Total Multiplier Effect	Jobs Supported	Salaries & Wages	Contributions to GDP	State & Local Taxes	Federal Taxes
					
District 6					
\$68 Million	500*	\$22 Million	\$34 Million**	\$4 Million	\$5 Million
Statewide					
\$668 Million	5,100*	\$217 Million	\$338 Million**	\$39 Million	\$49 Million
United States					
\$109.9 Billion	688,542*	\$32.2 Billion	\$58 Billion***	\$5.4 Billion	\$8.3 Billion

There are **15 Million** hunters in the U.S.



In 2020 they spent **\$49.4 Billion** on hunting purchases!









*If hunters were to stop spending, this many jobs would disappear.
State GDP *United States GDP

ECONOMIC CONTRIBUTIONS

— Arizona | Congressional District 6 | David Schweikert —

TARGET SHOOTING

In Arizona **448,000** participants spent **\$467 Million** on target shooting-related purchases. Of the statewide totals, District 6 represented **48,900** participants & **\$51 Million** in spending.

Total Multiplier Effect	Jobs Supported	Salaries & Wages	Contributions to GDP	State & Local Taxes	Federal Taxes
					
District 6					
\$92 Million	800*	\$31 Million	\$50 Million**	\$6 Million	\$7 Million
Statewide					
\$842 Million	7,200*	\$284 Million	\$455 Million**	\$52 Million	\$66 Million
United States					
\$39.4 Billion	281,200*	\$12.8 Billion	\$21.2 Billion***	\$2.2 Billion	\$3.2 Billion

There are **20 Million** target shooters in the U.S.



In 2020 they spent **\$15.7 Billion** on shooting purchases!

*If target shooters were to stop spending, this many jobs would disappear.

State GDP *United States GDP