







ECONOMIC CONTRIBUTIONS

— Arkansas | Congressional District 2 | J. French Hill —

HUNTING

In Arkansas **343,000** hunters spent **\$1.1 Billion** on hunting-related purchases.

Of the statewide totals, District 2 represented **75,200** hunters & **\$251 Million** in spending.

Total Multiplier Effect	Jobs Supported	Salaries & Wages	Contributions to GDP	State & Local Taxes	Federal Taxes
					
District 2					
\$368 Million	3,300*	\$109 Million	\$200 Million**	\$21 Million	\$27 Million
Statewide					
\$1.7 Billion	15,100*	\$497 Million	\$913 Million**	\$94 Million	\$121 Million
United States					
\$109.9 Billion	688,542*	\$32.2 Billion	\$58 Billion***	\$5.4 Billion	\$8.3 Billion

There are **15 Million** hunters in the U.S.



In 2020 they spent **\$49.4 Billion** on hunting purchases!

*If hunters were to stop spending, this many jobs would disappear.

State GDP *United States GDP

ECONOMIC CONTRIBUTIONS

— Arkansas | Congressional District 2 | J. French Hill —

TARGET SHOOTING

In Arkansas **259,000** participants spent **\$242 Million** on target shooting-related purchases. Of the statewide totals, District 2 represented **59,300** participants & **\$55 Million** in spending.

Total Multiplier Effect



Jobs Supported



Salaries & Wages



Contributions to GDP



State & Local Taxes



Federal Taxes



District 2

\$87 Million

800*

\$26 Million

\$47 Million**

\$6 Million

\$7 Million

Statewide

\$381 Million

3,600*

\$114 Million

\$205 Million**

\$25 Million

\$29 Million

United States

\$39.4 Billion

281,200*

\$12.8 Billion

\$21.2 Billion***

\$2.2 Billion

\$3.2 Billion

There are **20 Million** target shooters in the U.S.



In 2020 they spent **\$15.7 Billion** on shooting purchases!

*If target shooters were to stop spending, this many jobs would disappear.

State GDP *United States GDP

sportsmensalliance.org
See reverse for hunting