







ECONOMIC CONTRIBUTIONS

— California | Congressional District 1 | Doug LaMalfa —

HUNTING

In California **401,000** hunters spent **\$1.4 Billion** on hunting-related purchases.

Of the statewide totals, District 1 represented **14,000** hunters & **\$47 Million** in spending.

Total Multiplier Effect	Jobs Supported	Salaries & Wages	Contributions to GDP	State & Local Taxes	Federal Taxes
					
District 1					
\$76 Million	600*	\$26 Million	\$42 Million**	\$5 Million	\$6 Million
Statewide					
\$2.2 Billion	16,100*	\$760 Million	\$1.2 Billion**	\$140 Million	\$186 Million
United States					
\$109.9 Billion	688,542*	\$32.2 Billion	\$58 Billion***	\$5.4 Billion	\$8.3 Billion

There are **15 Million** hunters in the U.S.



In 2020 they spent **\$49.4 Billion** on hunting purchases!



*If hunters were to stop spending, this many jobs would disappear.
 State GDP *United States GDP

ECONOMIC CONTRIBUTIONS

— California | Congressional District 1 | Doug LaMalfa —

TARGET SHOOTING

In California **1,538,000** participants spent **\$1.2 Billion** on target shooting-related purchases. Of the statewide totals, District 1 represented **41,700** participants & **\$33 Million** in spending.

Total Multiplier Effect



Jobs Supported



Salaries & Wages



Contributions to GDP



State & Local Taxes



Federal Taxes



District 1

\$62 Million

500*

\$22 Million

\$36 Million**

\$4 Million

\$5 Million

Statewide

\$2.3 Billion

17,300*

\$816 Million

\$1.3 Billion**

\$154 Million

\$201 Million

United States

\$39.4 Billion

281,200*

\$12.8 Billion

\$21.2 Billion***

\$2.2 Billion

\$3.2 Billion

There are **20 Million** target shooters in the U.S.



In 2020 they spent **\$15.7 Billion** on shooting purchases!

*If target shooters were to stop spending, this many jobs would disappear.

State GDP *United States GDP