







ECONOMIC CONTRIBUTIONS

— California | Congressional District 12 | Nancy Pelosi —

HUNTING

In California **401,000** hunters spent **\$1.4 Billion** on hunting-related purchases. Of the statewide totals, District 12 represented **7,700** hunters & **\$26 Million** in spending.

Total Multiplier Effect	Jobs Supported	Salaries & Wages	Contributions to GDP	State & Local Taxes	Federal Taxes
					
District 12					
\$42 Million	300*	\$15 Million	\$23 Million**	\$3 Million	\$4 Million
Statewide					
\$2.2 Billion	16,100*	\$760 Million	\$1.2 Billion**	\$140 Million	\$186 Million
United States					
\$109.9 Billion	688,542*	\$32.2 Billion	\$58 Billion***	\$5.4 Billion	\$8.3 Billion

There are **15 Million** hunters in the U.S.



In 2020 they spent **\$49.4 Billion** on hunting purchases!









*If hunters were to stop spending, this many jobs would disappear.
State GDP *United States GDP

ECONOMIC CONTRIBUTIONS

— California | Congressional District 12 | Nancy Pelosi —

TARGET SHOOTING

In California **1,538,000** participants spent **\$1.2 Billion** on target shooting-related purchases. Of the statewide totals, District 12 represented **30,600** participants & **\$25 Million** in spending.

Total Multiplier Effect	Jobs Supported	Salaries & Wages	Contributions to GDP	State & Local Taxes	Federal Taxes
					
District 12					
\$45 Million	300*	\$16 Million	\$26 Million**	\$3 Million	\$4 Million
Statewide					
\$2.3 Billion	17,300*	\$816 Million	\$1.3 Billion**	\$154 Million	\$201 Million
United States					
\$39.4 Billion	281,200*	\$12.8 Billion	\$21.2 Billion***	\$2.2 Billion	\$3.2 Billion

There are **20 Million** target shooters in the U.S.



In 2020 they spent **\$15.7 Billion** on shooting purchases!

*If target shooters were to stop spending, this many jobs would disappear.
 State GDP *United States GDP