







ECONOMIC CONTRIBUTIONS

— California | Congressional District 8 | Jay Obernolte —

HUNTING

In California **401,000** hunters spent **\$1.4 Billion** on hunting-related purchases. Of the statewide totals, District 8 represented **10,400** hunters & **\$35 Million** in spending.

Total Multiplier Effect	Jobs Supported	Salaries & Wages	Contributions to GDP	State & Local Taxes	Federal Taxes
					
District 8					
\$57 Million	400*	\$20 Million	\$31 Million**	\$4 Million	\$5 Million
Statewide					
\$2.2 Billion	16,100*	\$760 Million	\$1.2 Billion**	\$140 Million	\$186 Million
United States					
\$109.9 Billion	688,542*	\$32.2 Billion	\$58 Billion***	\$5.4 Billion	\$8.3 Billion

There are **15 Million** hunters in the U.S.



In 2020 they spent **\$49.4 Billion** on hunting purchases!









*If hunters were to stop spending, this many jobs would disappear.
State GDP *United States GDP

ECONOMIC CONTRIBUTIONS

— California | Congressional District 8 | Jay Obernolte —

TARGET SHOOTING

In California **1,538,000** participants spent **\$1.2 Billion** on target shooting-related purchases. Of the statewide totals, District 8 represented **34,500** participants & **\$28 Million** in spending.

Total Multiplier Effect	Jobs Supported	Salaries & Wages	Contributions to GDP	State & Local Taxes	Federal Taxes
					
District 8					
\$51 Million	400*	\$18 Million	\$29 Million**	\$4 Million	\$5 Million
Statewide					
\$2.3 Billion	17,300*	\$816 Million	\$1.3 Billion**	\$154 Million	\$201 Million
United States					
\$39.4 Billion	281,200*	\$12.8 Billion	\$21.2 Billion***	\$2.2 Billion	\$3.2 Billion

There are **20 Million** target shooters in the U.S.



In 2020 they spent **\$15.7 Billion** on shooting purchases!



*If target shooters were to stop spending, this many jobs would disappear.
 State GDP *United States GDP