







ECONOMIC CONTRIBUTIONS

— Colorado | Congressional District 7 | Ed Perlmutter —

HUNTING

In Colorado **298,000** hunters spent **\$626 Million** on hunting-related purchases.

Of the statewide totals, District 7 represented **34,800** hunters & **\$73 Million** in spending.

Total Multiplier Effect	Jobs Supported	Salaries & Wages	Contributions to GDP	State & Local Taxes	Federal Taxes
					
District 7					
\$131 Million	1,200*	\$44 Million	\$71 Million**	\$7 Million	\$10 Million
Statewide					
\$1.1 Billion	10,600*	\$372 Million	\$608 Million**	\$58 Million	\$88 Million
United States					
\$109.9 Billion	688,542*	\$32.2 Billion	\$58 Billion***	\$5.4 Billion	\$8.3 Billion

There are **15 Million** hunters in the U.S.



In 2020 they spent **\$49.4 Billion** on hunting purchases!

*If hunters were to stop spending, this many jobs would disappear.
State GDP *United States GDP









ECONOMIC CONTRIBUTIONS

— Colorado | Congressional District 7 | Ed Perlmutter —

TARGET SHOOTING

In Colorado **325,000** participants spent **\$211 Million** on target shooting-related purchases. Of the statewide totals, District 7 represented **41,600** participants & **\$27 Million** in spending.

Total Multiplier Effect	Jobs Supported	Salaries & Wages	Contributions to GDP	State & Local Taxes	Federal Taxes
					
District 7					
\$50 Million	400*	\$17 Million	\$28 Million**	\$3 Million	\$4 Million
Statewide					
\$387 Million	3,100*	\$134 Million	\$217 Million**	\$24 Million	\$33 Million
United States					
\$39.4 Billion	281,200*	\$12.8 Billion	\$21.2 Billion***	\$2.2 Billion	\$3.2 Billion

There are **20 Million** target shooters in the U.S.



In 2020 they spent **\$15.7 Billion** on shooting purchases!

*If target shooters were to stop spending, this many jobs would disappear.

State GDP *United States GDP