







ECONOMIC CONTRIBUTIONS

— Florida | Congressional District 13 | Charlie Crist —

HUNTING

In Florida **273,000** hunters spent **\$1.3 Billion** on hunting-related purchases.

Of the statewide totals, District 13 represented **9,800** hunters & **\$46 Million** in spending.

Total Multiplier Effect	Jobs Supported	Salaries & Wages	Contributions to GDP	State & Local Taxes	Federal Taxes
					
District 13					
\$70 Million	500*	\$19 Million	\$35 Million**	\$3 Million	\$5 Million
Statewide					
\$2 Billion	14,300*	\$532 Million	\$966 Million**	\$93 Million	\$143 Million
United States					
\$109.9 Billion	688,542*	\$32.2 Billion	\$58 Billion***	\$5.4 Billion	\$8.3 Billion

There are **15 Million** hunters in the U.S.



In 2020 they spent **\$49.4 Billion** on hunting purchases!



*If hunters were to stop spending, this many jobs would disappear.
State GDP *United States GDP

ECONOMIC CONTRIBUTIONS

— Florida | Congressional District 13 | Charlie Crist —

TARGET SHOOTING

In Florida **1,169,000** participants spent **\$696 Million** on target shooting-related purchases. Of the statewide totals, District 13 represented **40,200** participants & **\$24 Million** in spending.

Total Multiplier Effect



Jobs Supported



Salaries & Wages



Contributions to GDP



State & Local Taxes



Federal Taxes



District 13

\$44 Million

400*

\$14 Million

\$24 Million**

\$2 Million

\$4 Million

Statewide

\$1.3 Billion

10,900*

\$421 Million

\$686 Million**

\$73 Million

\$108 Million

United States

\$39.4 Billion

281,200*

\$12.8 Billion

\$21.2 Billion***

\$2.2 Billion

\$3.2 Billion

There are **20 Million** target shooters in the U.S.



In 2020 they spent **\$15.7 Billion** on shooting purchases!

*If target shooters were to stop spending, this many jobs would disappear.

State GDP *United States GDP

sportsmensalliance.org
See reverse for hunting