







ECONOMIC CONTRIBUTIONS

— Georgia | Congressional District 8 | Austin Scott —

HUNTING

In Georgia **578,000** hunters spent **\$1.7 Billion** on hunting-related purchases.
Of the statewide totals, District 8 represented **46,800** hunters & **\$137 Million** in spending.

Total Multiplier Effect	Jobs Supported	Salaries & Wages	Contributions to GDP	State & Local Taxes	Federal Taxes
					
District 8					
\$218 Million	2,100*	\$72 Million	\$121 Million**	\$11 Million	\$17 Million
Statewide					
\$2.7 Billion	26,000*	\$891 Million	\$1.5 Billion**	\$136 Million	\$211 Million
United States					
\$109.9 Billion	688,542*	\$32.2 Billion	\$58 Billion***	\$5.4 Billion	\$8.3 Billion

There are **15 Million** hunters in the U.S.



In 2020 they spent **\$49.4 Billion** on hunting purchases!









*If hunters were to stop spending, this many jobs would disappear.
State GDP *United States GDP

ECONOMIC CONTRIBUTIONS

— Georgia | Congressional District 8 | Austin Scott —

TARGET SHOOTING

In Georgia **766,000** participants spent **\$598 Million** on target shooting-related purchases. Of the statewide totals, District 8 represented **54,500** participants & **\$43 Million** in spending.

Total Multiplier Effect	Jobs Supported	Salaries & Wages	Contributions to GDP	State & Local Taxes	Federal Taxes
					
District 8					
\$76 Million	700*	\$24 Million	\$41 Million**	\$4 Million	\$6 Million
Statewide					
\$1.1 Billion	9,300*	\$340 Million	\$575 Million**	\$57 Million	\$82 Million
United States					
\$39.4 Billion	281,200*	\$12.8 Billion	\$21.2 Billion***	\$2.2 Billion	\$3.2 Billion

There are **20 Million** target shooters in the U.S.



In 2020 they spent **\$15.7 Billion** on shooting purchases!

*If target shooters were to stop spending, this many jobs would disappear.

State GDP *United States GDP