







ECONOMIC CONTRIBUTIONS

— Illinois | Congressional District 2 | Robin L. Kelly —

HUNTING

In Illinois **473,000** hunters spent **\$1.4 Billion** on hunting-related purchases.

Of the statewide totals, District 2 represented **23,800** hunters & **\$72 Million** in spending.

Total Multiplier Effect	Jobs Supported	Salaries & Wages	Contributions to GDP	State & Local Taxes	Federal Taxes
					
District 2					
\$103 Million	700*	\$29 Million	\$62 Million**	\$7 Million	\$8 Million
Statewide					
\$2.1 Billion	14,500*	\$571 Million	\$1.2 Billion**	\$132 Million	\$166 Million
United States					
\$109.9 Billion	688,542*	\$32.2 Billion	\$58 Billion***	\$5.4 Billion	\$8.3 Billion

There are **15 Million** hunters in the U.S.



In 2020 they spent **\$49.4 Billion** on hunting purchases!









*If hunters were to stop spending, this many jobs would disappear.
State GDP *United States GDP

ECONOMIC CONTRIBUTIONS

— Illinois | Congressional District 2 | Robin L. Kelly —

TARGET SHOOTING

In Illinois **434,000** participants spent **\$291 Million** on target shooting-related purchases. Of the statewide totals, District 2 represented **19,700** participants & **\$13 Million** in spending.

Total Multiplier Effect	Jobs Supported	Salaries & Wages	Contributions to GDP	State & Local Taxes	Federal Taxes
					
District 2					
\$23 Million	200*	\$8 Million	\$13 Million**	\$1 Million	\$2 Million
Statewide					
\$515 Million	4,100*	\$177 Million	\$294 Million**	\$33 Million	\$44 Million
United States					
\$39.4 Billion	281,200*	\$12.8 Billion	\$21.2 Billion***	\$2.2 Billion	\$3.2 Billion

There are **20 Million** target shooters in the U.S.



In 2020 they spent **\$15.7 Billion** on shooting purchases!

*If target shooters were to stop spending, this many jobs would disappear.

State GDP *United States GDP