







ECONOMIC CONTRIBUTIONS

— Indiana | Congressional District 2 | Jackie Walorski —

HUNTING

In Indiana **402,000** hunters spent **\$276 Million** on hunting-related purchases.

Of the statewide totals, District 2 represented **44,900** hunters & **\$31 Million** in spending.

Total Multiplier Effect	Jobs Supported	Salaries & Wages	Contributions to GDP	State & Local Taxes	Federal Taxes
					
District 2					
\$44 Million	400*	\$13 Million	\$24 Million**	\$2 Million	\$3 Million
Statewide					
\$394 Million	3,400*	\$121 Million	\$219 Million**	\$21 Million	\$29 Million
United States					
\$109.9 Billion	688,542*	\$32.2 Billion	\$58 Billion***	\$5.4 Billion	\$8.3 Billion

There are **15 Million** hunters in the U.S.



In 2020 they spent **\$49.4 Billion** on hunting purchases!

*If hunters were to stop spending, this many jobs would disappear.
 State GDP *United States GDP









ECONOMIC CONTRIBUTIONS

— Indiana | Congressional District 2 | Jackie Walorski —

TARGET SHOOTING

In Indiana **445,000** participants spent **\$489 Million** on target shooting-related purchases. Of the statewide totals, District 2 represented **48,000** participants & **\$53 Million** in spending.

Total Multiplier Effect	Jobs Supported	Salaries & Wages	Contributions to GDP	State & Local Taxes	Federal Taxes
					
District 2					
\$86 Million	800*	\$29 Million	\$46 Million**	\$5 Million	\$6 Million
Statewide					
\$795 Million	7,500*	\$265 Million	\$423 Million**	\$48 Million	\$60 Million
United States					
\$39.4 Billion	281,200*	\$12.8 Billion	\$21.2 Billion***	\$2.2 Billion	\$3.2 Billion

There are **20 Million** target shooters in the U.S.



In 2020 they spent **\$15.7 Billion** on shooting purchases!

*If target shooters were to stop spending, this many jobs would disappear.

State GDP *United States GDP