







ECONOMIC CONTRIBUTIONS

— Indiana | Congressional District 4 | James R. Baird —

HUNTING

In Indiana **402,000** hunters spent **\$276 Million** on hunting-related purchases. Of the statewide totals, District 4 represented **50,700** hunters & **\$35 Million** in spending.

Total Multiplier Effect	Jobs Supported	Salaries & Wages	Contributions to GDP	State & Local Taxes	Federal Taxes
					
District 4					
\$50 Million	400*	\$15 Million	\$28 Million**	\$3 Million	\$4 Million
Statewide					
\$394 Million	3,400*	\$121 Million	\$219 Million**	\$21 Million	\$29 Million
United States					
\$109.9 Billion	688,542*	\$32.2 Billion	\$58 Billion***	\$5.4 Billion	\$8.3 Billion

There are **15 Million** hunters in the U.S.



In 2020 they spent **\$49.4 Billion** on hunting purchases!

*If hunters were to stop spending, this many jobs would disappear.
State GDP *United States GDP









ECONOMIC CONTRIBUTIONS

— Indiana | Congressional District 4 | James R. Baird —

TARGET SHOOTING

In Indiana **445,000** participants spent **\$489 Million** on target shooting-related purchases. Of the statewide totals, District 4 represented **54,400** participants & **\$60 Million** in spending.

Total Multiplier Effect	Jobs Supported	Salaries & Wages	Contributions to GDP	State & Local Taxes	Federal Taxes
					
District 4					
\$97 Million	900*	\$32 Million	\$52 Million**	\$6 Million	\$7 Million
Statewide					
\$795 Million	7,500*	\$265 Million	\$423 Million**	\$48 Million	\$60 Million
United States					
\$39.4 Billion	281,200*	\$12.8 Billion	\$21.2 Billion***	\$2.2 Billion	\$3.2 Billion

There are **20 Million** target shooters in the U.S.



In 2020 they spent **\$15.7 Billion** on shooting purchases!

*If target shooters were to stop spending, this many jobs would disappear.

State GDP *United States GDP