







ECONOMIC CONTRIBUTIONS

— Iowa | Congressional District 3 | Cindy Axne —

HUNTING

In Iowa **258,000** hunters spent **\$537 Million** on hunting-related purchases.

Of the statewide totals, District 3 represented **54,600** hunters & **\$113 Million** in spending.

Total Multiplier Effect	Jobs Supported	Salaries & Wages	Contributions to GDP	State & Local Taxes	Federal Taxes
					
District 3					
\$159 Million	1,400*	\$49 Million	\$78 Million**	\$9 Million	\$11 Million
Statewide					
\$750 Million	6,600*	\$232 Million	\$367 Million**	\$41 Million	\$50 Million
United States					
\$109.9 Billion	688,542*	\$32.2 Billion	\$58 Billion***	\$5.4 Billion	\$8.3 Billion

There are **15 Million** hunters in the U.S.



In 2020 they spent **\$49.4 Billion** on hunting purchases!

*If hunters were to stop spending, this many jobs would disappear.

State GDP *United States GDP









ECONOMIC CONTRIBUTIONS

— Iowa | Congressional District 3 | Cindy Axne —

TARGET SHOOTING

In Iowa **282,000** participants spent **\$131 Million** on target shooting-related purchases. Of the statewide totals, District 3 represented **66,800** participants & **\$31 Million** in spending.

Total Multiplier Effect	Jobs Supported	Salaries & Wages	Contributions to GDP	State & Local Taxes	Federal Taxes
					
District 3					
\$50 Million	500*	\$17 Million	\$25 Million**	\$3 Million	\$4 Million
Statewide					
\$211 Million	2,000*	\$71 Million	\$104 Million**	\$13 Million	\$15 Million
United States					
\$39.4 Billion	281,200*	\$12.8 Billion	\$21.2 Billion***	\$2.2 Billion	\$3.2 Billion

There are **20 Million** target shooters in the U.S.



In 2020 they spent **\$15.7 Billion** on shooting purchases!

*If target shooters were to stop spending, this many jobs would disappear.

State GDP *United States GDP