







ECONOMIC CONTRIBUTIONS

— Iowa | Congressional District 4 | Randy Feenstra —

HUNTING

In Iowa **258,000** hunters spent **\$537 Million** on hunting-related purchases.

Of the statewide totals, District 4 represented **73,300** hunters & **\$152 Million** in spending.

Total Multiplier Effect	Jobs Supported	Salaries & Wages	Contributions to GDP	State & Local Taxes	Federal Taxes
					
District 4					
\$213 Million	1,900*	\$66 Million	\$104 Million**	\$12 Million	\$14 Million
Statewide					
\$750 Million	6,600*	\$232 Million	\$367 Million**	\$41 Million	\$50 Million
United States					
\$109.9 Billion	688,542*	\$32.2 Billion	\$58 Billion***	\$5.4 Billion	\$8.3 Billion

There are **15 Million** hunters in the U.S.



In 2020 they spent **\$49.4 Billion** on hunting purchases!

*If hunters were to stop spending, this many jobs would disappear.







State GDP *United States GDP

ECONOMIC CONTRIBUTIONS

— Iowa | Congressional District 4 | Randy Feenstra —

TARGET SHOOTING

In Iowa **282,000** participants spent **\$131 Million** on target shooting-related purchases. Of the statewide totals, District 4 represented **76,800** participants & **\$36 Million** in spending.

Total Multiplier Effect	Jobs Supported	Salaries & Wages	Contributions to GDP	State & Local Taxes	Federal Taxes
					
District 4					
\$57 Million	600*	\$19 Million	\$28 Million**	\$4 Million	\$4 Million
Statewide					
\$211 Million	2,000*	\$71 Million	\$104 Million**	\$13 Million	\$15 Million
United States					
\$39.4 Billion	281,200*	\$12.8 Billion	\$21.2 Billion***	\$2.2 Billion	\$3.2 Billion

There are **20 Million** target shooters in the U.S.



In 2020 they spent **\$15.7 Billion** on shooting purchases!

*If target shooters were to stop spending, this many jobs would disappear.

State GDP *United States GDP