







ECONOMIC CONTRIBUTIONS

— Kansas | Congressional District 3 | Sharice Davids —

HUNTING

In Kansas **325,000** hunters spent **\$545 Million** on hunting-related purchases. Of the statewide totals, District 3 represented **58,500** hunters & **\$98 Million** in spending.

Total Multiplier Effect	Jobs Supported	Salaries & Wages	Contributions to GDP	State & Local Taxes	Federal Taxes
					
District 3					
\$139 Million	1,200*	\$42 Million	\$76 Million**	\$8 Million	\$10 Million
Statewide					
\$774 Million	6,500*	\$235 Million	\$421 Million**	\$42 Million	\$58 Million
United States					
\$109.9 Billion	688,542*	\$32.2 Billion	\$58 Billion***	\$5.4 Billion	\$8.3 Billion

There are **15 Million** hunters in the U.S.



In 2020 they spent **\$49.4 Billion** on hunting purchases!



*If hunters were to stop spending, this many jobs would disappear.
State GDP *United States GDP

ECONOMIC CONTRIBUTIONS

— Kansas | Congressional District 3 | Sharice Davids —

TARGET SHOOTING

In Kansas **268,000** participants spent **\$247 Million** on target shooting-related purchases. Of the statewide totals, District 3 represented **60,300** participants & **\$56 Million** in spending.

Total Multiplier Effect



Jobs Supported



Salaries & Wages



Contributions to GDP



State & Local Taxes



Federal Taxes



District 3

\$92 Million

800*

\$28 Million

\$47 Million**

\$6 Million

\$7 Million

Statewide

\$407 Million

3,800*

\$126 Million

\$207 Million**

\$25 Million

\$30 Million

United States

\$39.4 Billion

281,200*

\$12.8 Billion

\$21.2 Billion***

\$2.2 Billion

\$3.2 Billion

There are **20 Million** target shooters in the U.S.



In 2020 they spent **\$15.7 Billion** on shooting purchases!

*If target shooters were to stop spending, this many jobs would disappear.

State GDP *United States GDP

sportsmensalliance.org
See reverse for hunting