







ECONOMIC CONTRIBUTIONS

— Kentucky | Congressional District 3 | John A. Yarmuth —

HUNTING

In Kentucky **346,000** hunters spent **\$1.2 Billion** on hunting-related purchases.

Of the statewide totals, District 3 represented **37,100** hunters & **\$130 Million** in spending.

Total Multiplier Effect	Jobs Supported	Salaries & Wages	Contributions to GDP	State & Local Taxes	Federal Taxes
					
District 3					
\$176 Million	1,800*	\$52 Million	\$92 Million**	\$8 Million	\$12 Million
Statewide					
\$1.6 Billion	17,100*	\$481 Million	\$863 Million**	\$76 Million	\$115 Million
United States					
\$109.9 Billion	688,542*	\$32.2 Billion	\$58 Billion***	\$5.4 Billion	\$8.3 Billion

There are **15 Million** hunters in the U.S.



In 2020 they spent **\$49.4 Billion** on hunting purchases!

*If hunters were to stop spending, this many jobs would disappear.







State GDP *United States GDP

ECONOMIC CONTRIBUTIONS

— Kentucky | Congressional District 3 | John A. Yarmuth —

TARGET SHOOTING

In Kentucky **287,000** participants spent **\$184 Million** on target shooting-related purchases. Of the statewide totals, District 3 represented **39,600** participants & **\$25 Million** in spending.

Total Multiplier Effect	Jobs Supported	Salaries & Wages	Contributions to GDP	State & Local Taxes	Federal Taxes
					
District 3					
\$40 Million	400*	\$13 Million	\$22 Million**	\$2 Million	\$3 Million
Statewide					
\$293 Million	2,800*	\$95 Million	\$156 Million**	\$17 Million	\$22 Million
United States					
\$39.4 Billion	281,200*	\$12.8 Billion	\$21.2 Billion***	\$2.2 Billion	\$3.2 Billion

There are **20 Million** target shooters in the U.S.



In 2020 they spent **\$15.7 Billion** on shooting purchases!

*If target shooters were to stop spending, this many jobs would disappear.

State GDP *United States GDP

