







ECONOMIC CONTRIBUTIONS

— Kentucky | Congressional District 5 | Harold Rogers —

HUNTING

In Kentucky **346,000** hunters spent **\$1.2 Billion** on hunting-related purchases.

Of the statewide totals, District 5 represented **84,500** hunters & **\$296 Million** in spending.

Total Multiplier Effect	Jobs Supported	Salaries & Wages	Contributions to GDP	State & Local Taxes	Federal Taxes
					
District 5					
\$401 Million	4,200*	\$117 Million	\$211 Million**	\$19 Million	\$28 Million
Statewide					
\$1.6 Billion	17,100*	\$481 Million	\$863 Million**	\$76 Million	\$115 Million
United States					
\$109.9 Billion	688,542*	\$32.2 Billion	\$58 Billion***	\$5.4 Billion	\$8.3 Billion

There are **15 Million** hunters in the U.S.



In 2020 they spent **\$49.4 Billion** on hunting purchases!

*If hunters were to stop spending, this many jobs would disappear.

State GDP *United States GDP









sportsmensalliance.org
See reverse for target shooting

ECONOMIC CONTRIBUTIONS

— Kentucky | Congressional District 5 | Harold Rogers —

TARGET SHOOTING

In Kentucky **287,000** participants spent **\$184 Million** on target shooting-related purchases. Of the statewide totals, District 5 represented **49,600** participants & **\$32 Million** in spending.

Total Multiplier Effect	Jobs Supported	Salaries & Wages	Contributions to GDP	State & Local Taxes	Federal Taxes
					
District 5					
\$51 Million	500*	\$16 Million	\$27 Million**	\$3 Million	\$4 Million
Statewide					
\$293 Million	2,800*	\$95 Million	\$156 Million**	\$17 Million	\$22 Million
United States					
\$39.4 Billion	281,200*	\$12.8 Billion	\$21.2 Billion***	\$2.2 Billion	\$3.2 Billion

There are **20 Million** target shooters in the U.S.



In 2020 they spent **\$15.7 Billion** on shooting purchases!

*If target shooters were to stop spending, this many jobs would disappear.

State GDP *United States GDP

