







ECONOMIC CONTRIBUTIONS

— Maryland | Congressional District 4 | Anthony G. Brown —

HUNTING

In Maryland **93,000** hunters spent **\$328 Million** on hunting-related purchases.

Of the statewide totals, District 4 represented **9,500** hunters & **\$34 Million** in spending.

Total Multiplier Effect	Jobs Supported	Salaries & Wages	Contributions to GDP	State & Local Taxes	Federal Taxes
					
District 4					
\$49 Million	400*	\$16 Million	\$31 Million**	\$3 Million	\$4 Million
Statewide					
\$482 Million	4,100*	\$157 Million	\$301 Million**	\$29 Million	\$41 Million
United States					
\$109.9 Billion	688,542*	\$32.2 Billion	\$58 Billion***	\$5.4 Billion	\$8.3 Billion

There are **15 Million** hunters in the U.S.



In 2020 they spent **\$49.4 Billion** on hunting purchases!



*If hunters were to stop spending, this many jobs would disappear.
State GDP *United States GDP

ECONOMIC CONTRIBUTIONS

— Maryland | Congressional District 4 | Anthony G. Brown —

TARGET SHOOTING

In Maryland **255,000** participants spent **\$178 Million** on target shooting-related purchases. Of the statewide totals, District 4 represented **27,700** participants & **\$19 Million** in spending.

Total Multiplier Effect



Jobs Supported



Salaries & Wages



Contributions to GDP



State & Local Taxes



Federal Taxes



District 4

\$31 Million

300*

\$11 Million

\$18 Million**

\$2 Million

\$3 Million

Statewide

\$290 Million

2,400*

\$101 Million

\$165 Million**

\$20 Million

\$25 Million

United States

\$39.4 Billion

281,200*

\$12.8 Billion

\$21.2 Billion***

\$2.2 Billion

\$3.2 Billion

There are **20 Million** target shooters in the U.S.



In 2020 they spent **\$15.7 Billion** on shooting purchases!

*If target shooters were to stop spending, this many jobs would disappear.

State GDP *United States GDP

sportsmensalliance.org
See reverse for hunting