







ECONOMIC CONTRIBUTIONS

— Massachusetts | Congressional District 1 | Richard E. Neal —

HUNTING

In Massachusetts **57,000** hunters spent **\$179 Million** on hunting-related purchases.

Of the statewide totals, District 1 represented **7,700** hunters & **\$24 Million** in spending.

| Total Multiplier Effect | Jobs Supported | Salaries & Wages | Contributions to GDP | State & Local Taxes | Federal Taxes |
|--|--|--|---|--|--|
|  |  |  |  |  |  |
| District 1 | | | | | |
| \$35 Million | 300* | \$13 Million | \$19 Million** | \$2 Million | \$3 Million |
| Statewide | | | | | |
| \$262 Million | 1,900* | \$94 Million | \$140 Million** | \$12 Million | \$23 Million |
| United States | | | | | |
| \$109.9 Billion | 688,542* | \$32.2 Billion | \$58 Billion*** | \$5.4 Billion | \$8.3 Billion |

There are **15 Million** hunters in the U.S.



In 2020 they spent **\$49.4 Billion** on hunting purchases!

*If hunters were to stop spending, this many jobs would disappear.

State GDP *United States GDP







sportsmensalliance.org
See reverse for target shooting

ECONOMIC CONTRIBUTIONS

— Massachusetts | Congressional District 1 | Richard E. Neal —

TARGET SHOOTING

In Massachusetts **149,000** participants spent **\$105 Million** on target shooting-related purchases. Of the statewide totals, District 1 represented **18,400** participants & **\$13 Million** in spending.

| Total Multiplier Effect | Jobs Supported | Salaries & Wages | Contributions to GDP | State & Local Taxes | Federal Taxes |
|--|--|--|---|--|--|
|  |  |  |  |  |  |
| District 1 | | | | | |
| \$22 Million | 200* | \$9 Million | \$13 Million** | \$1 Million | \$2 Million |
| Statewide | | | | | |
| \$182 Million | 1,500* | \$72 Million | \$105 Million** | \$10 Million | \$17 Million |
| United States | | | | | |
| \$39.4 Billion | 281,200* | \$12.8 Billion | \$21.2 Billion*** | \$2.2 Billion | \$3.2 Billion |

There are **20 Million** target shooters in the U.S.



In 2020 they spent **\$15.7 Billion** on shooting purchases!

*If target shooters were to stop spending, this many jobs would disappear.

State GDP *United States GDP



sportsmensalliance.org
See reverse for hunting