







ECONOMIC CONTRIBUTIONS

— Massachusetts | Congressional District 3 | Lori Trahan —

HUNTING

In Massachusetts **57,000** hunters spent **\$179 Million** on hunting-related purchases.

Of the statewide totals, District 3 represented **5,600** hunters & **\$18 Million** in spending.

Total Multiplier Effect	Jobs Supported	Salaries & Wages	Contributions to GDP	State & Local Taxes	Federal Taxes
					
District 3					
\$26 Million	200*	\$9 Million	\$14 Million**	\$1 Million	\$2 Million
Statewide					
\$262 Million	1,900*	\$94 Million	\$140 Million**	\$12 Million	\$23 Million
United States					
\$109.9 Billion	688,542*	\$32.2 Billion	\$58 Billion***	\$5.4 Billion	\$8.3 Billion

There are **15 Million** hunters in the U.S.



In 2020 they spent **\$49.4 Billion** on hunting purchases!









*If hunters were to stop spending, this many jobs would disappear.
State GDP *United States GDP

ECONOMIC CONTRIBUTIONS

— Massachusetts | Congressional District 3 | Lori Trahan —

TARGET SHOOTING

In Massachusetts **149,000** participants spent **\$105 Million** on target shooting-related purchases. Of the statewide totals, District 3 represented **15,500** participants & **\$11 Million** in spending.

Total Multiplier Effect	Jobs Supported	Salaries & Wages	Contributions to GDP	State & Local Taxes	Federal Taxes
					
District 3					
\$19 Million	200*	\$7 Million	\$11 Million**	\$1 Million	\$2 Million
Statewide					
\$182 Million	1,500*	\$72 Million	\$105 Million**	\$10 Million	\$17 Million
United States					
\$39.4 Billion	281,200*	\$12.8 Billion	\$21.2 Billion***	\$2.2 Billion	\$3.2 Billion

There are **20 Million** target shooters in the U.S.



In 2020 they spent **\$15.7 Billion** on shooting purchases!

*If target shooters were to stop spending, this many jobs would disappear.

State GDP *United States GDP

