







ECONOMIC CONTRIBUTIONS

— Missouri | Congressional District 2 | Ann Wagner —

HUNTING

In Missouri **520,000** hunters spent **\$1 Billion** on hunting-related purchases.

Of the statewide totals, District 2 represented **43,300** hunters & **\$87 Million** in spending.

Total Multiplier Effect	Jobs Supported	Salaries & Wages	Contributions to GDP	State & Local Taxes	Federal Taxes
					
District 2					
\$135 Million	1,200*	\$45 Million	\$73 Million**	\$6 Million	\$10 Million
Statewide					
\$1.6 Billion	14,000*	\$540 Million	\$882 Million**	\$76 Million	\$121 Million
United States					
\$109.9 Billion	688,542*	\$32.2 Billion	\$58 Billion***	\$5.4 Billion	\$8.3 Billion

There are **15 Million** hunters in the U.S.



In 2020 they spent **\$49.4 Billion** on hunting purchases!

*If hunters were to stop spending, this many jobs would disappear.

State GDP *United States GDP

sportsmensalliance.org
See reverse for target shooting

ECONOMIC CONTRIBUTIONS

— Missouri | Congressional District 2 | Ann Wagner —

TARGET SHOOTING

In Missouri **460,000** participants spent **\$439 Million** on target shooting-related purchases. Of the statewide totals, District 2 represented **51,700** participants & **\$49 Million** in spending.

Total Multiplier Effect



Jobs Supported



Salaries & Wages



Contributions to GDP



State & Local Taxes



Federal Taxes



District 2

\$86 Million

800*

\$29 Million

\$46 Million**

\$4 Million

\$7 Million

Statewide

\$767 Million

7,100*

\$258 Million

\$409 Million**

\$40 Million

\$59 Million

United States

\$39.4 Billion

281,200*

\$12.8 Billion

\$21.2 Billion***

\$2.2 Billion

\$3.2 Billion

There are **20 Million** target shooters in the U.S.



In 2020 they spent **\$15.7 Billion** on shooting purchases!

*If target shooters were to stop spending, this many jobs would disappear.

State GDP *United States GDP

sportsmensalliance.org
See reverse for hunting