







ECONOMIC CONTRIBUTIONS

— New Hampshire | Congressional District 1 | Chris Pappas —

HUNTING

In New Hampshire **55,000** hunters spent **\$70 Million** on hunting-related purchases. Of the statewide totals, District 1 represented **27,200** hunters & **\$34 Million** in spending.

Total Multiplier Effect	Jobs Supported	Salaries & Wages	Contributions to GDP	State & Local Taxes	Federal Taxes
					
District 1					
\$52 Million	400*	\$17 Million	\$26 Million**	\$2 Million	\$4 Million
Statewide					
\$106 Million	900*	\$36 Million	\$53 Million**	\$5 Million	\$8 Million
United States					
\$109.9 Billion	688,542*	\$32.2 Billion	\$58 Billion***	\$5.4 Billion	\$8.3 Billion

There are **15 Million** hunters in the U.S.



In 2020 they spent **\$49.4 Billion** on hunting purchases!

*If hunters were to stop spending, this many jobs would disappear.
State GDP *United States GDP



ECONOMIC CONTRIBUTIONS

— New Hampshire | Congressional District 1 | Chris Pappas —

TARGET SHOOTING

In New Hampshire **105,000** participants spent **\$62 Million** on target shooting-related purchases. Of the statewide totals, District 1 represented **52,200** participants & **\$31 Million** in spending.

Total Multiplier Effect



Jobs Supported



Salaries & Wages



Contributions to GDP



State & Local Taxes



Federal Taxes



District 1

\$52 Million

500*

\$19 Million

\$29 Million**

\$3 Million

\$4 Million

Statewide

\$105 Million

1,000*

\$38 Million

\$58 Million**

\$6 Million

\$9 Million

United States

\$39.4 Billion

281,200*

\$12.8 Billion

\$21.2 Billion***

\$2.2 Billion

\$3.2 Billion

There are **20 Million** target shooters in the U.S.



In 2020 they spent **\$15.7 Billion** on shooting purchases!

*If target shooters were to stop spending, this many jobs would disappear.

State GDP *United States GDP

sportsmensalliance.org
See reverse for hunting