







ECONOMIC CONTRIBUTIONS

— New York | Congressional District 1 | Lee Zeldin —

HUNTING

In New York **865,000** hunters spent **\$2.8 Billion** on hunting-related purchases.

Of the statewide totals, District 1 represented **23,500** hunters & **\$75 Million** in spending.

Total Multiplier Effect	Jobs Supported	Salaries & Wages	Contributions to GDP	State & Local Taxes	Federal Taxes
					
District 1					
\$104 Million	600*	\$36 Million	\$54 Million**	\$7 Million	\$8 Million
Statewide					
\$3.8 Billion	22,700*	\$1.3 Billion	\$2 Billion**	\$265 Million	\$310 Million
United States					
\$109.9 Billion	688,542*	\$32.2 Billion	\$58 Billion***	\$5.4 Billion	\$8.3 Billion

There are **15 Million** hunters in the U.S.



In 2020 they spent **\$49.4 Billion** on hunting purchases!

*If hunters were to stop spending, this many jobs would disappear.

State GDP *United States GDP



sportsmensalliance.org
See reverse for target shooting

ECONOMIC CONTRIBUTIONS

— New York | Congressional District 1 | Lee Zeldin —

TARGET SHOOTING

In New York **778,000** participants spent **\$493 Million** on target shooting-related purchases. Of the statewide totals, District 1 represented **28,000** participants & **\$18 Million** in spending.

Total Multiplier Effect



Jobs Supported



Salaries & Wages



Contributions to GDP



State & Local Taxes



Federal Taxes



District 1

\$29 Million

200*

\$11 Million

\$17 Million**

\$2 Million

\$3 Million

Statewide

\$816 Million

6,300*

\$314 Million

\$477 Million**

\$68 Million

\$75 Million

United States

\$39.4 Billion

281,200*

\$12.8 Billion

\$21.2 Billion***

\$2.2 Billion

\$3.2 Billion

There are **20 Million** target shooters in the U.S.



In 2020 they spent **\$15.7 Billion** on shooting purchases!

*If target shooters were to stop spending, this many jobs would disappear.

State GDP *United States GDP

sportsmensalliance.org
See reverse for hunting