







ECONOMIC CONTRIBUTIONS

— New York | Congressional District 10 | Jerrold Nadler —

HUNTING

In New York **865,000** hunters spent **\$2.8 Billion** on hunting-related purchases.

Of the statewide totals, District 10 represented **26,700** hunters & **\$85 Million** in spending.

Total Multiplier Effect	Jobs Supported	Salaries & Wages	Contributions to GDP	State & Local Taxes	Federal Taxes
					
District 10					
\$118 Million	700*	\$41 Million	\$62 Million**	\$8 Million	\$10 Million
Statewide					
\$3.8 Billion	22,700*	\$1.3 Billion	\$2 Billion**	\$265 Million	\$310 Million
United States					
\$109.9 Billion	688,542*	\$32.2 Billion	\$58 Billion***	\$5.4 Billion	\$8.3 Billion

There are **15 Million** hunters in the U.S.



In 2020 they spent **\$49.4 Billion** on hunting purchases!









*If hunters were to stop spending, this many jobs would disappear.
 State GDP *United States GDP

ECONOMIC CONTRIBUTIONS

— New York | Congressional District 10 | Jerrold Nadler —

TARGET SHOOTING

In New York **778,000** participants spent **\$493 Million** on target shooting-related purchases. Of the statewide totals, District 10 represented **24,700** participants & **\$16 Million** in spending.

Total Multiplier Effect	Jobs Supported	Salaries & Wages	Contributions to GDP	State & Local Taxes	Federal Taxes
					
District 10					
\$26 Million	200*	\$10 Million	\$15 Million**	\$2 Million	\$2 Million
Statewide					
\$816 Million	6,300*	\$314 Million	\$477 Million**	\$68 Million	\$75 Million
United States					
\$39.4 Billion	281,200*	\$12.8 Billion	\$21.2 Billion***	\$2.2 Billion	\$3.2 Billion

There are **20 Million** target shooters in the U.S.



In 2020 they spent **\$15.7 Billion** on shooting purchases!

*If target shooters were to stop spending, this many jobs would disappear.

State GDP *United States GDP