







ECONOMIC CONTRIBUTIONS

— North Carolina | Congressional District 4 | David Price —

HUNTING

In North Carolina **418,000** hunters spent **\$950 Million** on hunting-related purchases. Of the statewide totals, District 4 represented **28,400** hunters & **\$64 Million** in spending.

Total Multiplier Effect	Jobs Supported	Salaries & Wages	Contributions to GDP	State & Local Taxes	Federal Taxes
					
District 4					
\$96 Million	700*	\$27 Million	\$49 Million**	\$4 Million	\$7 Million
Statewide					
\$1.4 Billion	10,900*	\$397 Million	\$716 Million**	\$58 Million	\$98 Million
United States					
\$109.9 Billion	688,542*	\$32.2 Billion	\$58 Billion***	\$5.4 Billion	\$8.3 Billion

There are **15 Million** hunters in the U.S.



In 2020 they spent **\$49.4 Billion** on hunting purchases!

*If hunters were to stop spending, this many jobs would disappear.
State GDP *United States GDP



ECONOMIC CONTRIBUTIONS

— North Carolina | Congressional District 4 | David Price —

TARGET SHOOTING

In North Carolina **706,000** participants spent **\$768 Million** on target shooting-related purchases. Of the statewide totals, District 4 represented **55,400** participants & **\$60 Million** in spending.

Total Multiplier Effect



Jobs Supported



Salaries & Wages



Contributions to GDP



State & Local Taxes



Federal Taxes



District 4

\$104 Million

1,000*

\$33 Million

\$54 Million**

\$5 Million

\$8 Million

Statewide

\$1.3 Billion

12,200*

\$417 Million

\$690 Million**

\$64 Million

\$99 Million

United States

\$39.4 Billion

281,200*

\$12.8 Billion

\$21.2 Billion***

\$2.2 Billion

\$3.2 Billion

There are **20 Million** target shooters in the U.S.



In 2020 they spent **\$15.7 Billion** on shooting purchases!

*If target shooters were to stop spending, this many jobs would disappear.

State GDP *United States GDP

sportsmensalliance.org
See reverse for hunting