







ECONOMIC CONTRIBUTIONS

— Oklahoma | Congressional District 1 | Kevin Hern —

HUNTING

In Oklahoma **306,000** hunters spent **\$1 Billion** on hunting-related purchases.

Of the statewide totals, District 1 represented **46,400** hunters & **\$152 Million** in spending.

Total Multiplier Effect	Jobs Supported	Salaries & Wages	Contributions to GDP	State & Local Taxes	Federal Taxes
					
District 1					
\$219 Million	1,900*	\$62 Million	\$126 Million**	\$9 Million	\$16 Million
Statewide					
\$1.4 Billion	12,600*	\$406 Million	\$830 Million**	\$59 Million	\$104 Million
United States					
\$109.9 Billion	688,542*	\$32.2 Billion	\$58 Billion***	\$5.4 Billion	\$8.3 Billion

There are **15 Million** hunters in the U.S.



In 2020 they spent **\$49.4 Billion** on hunting purchases!

*If hunters were to stop spending, this many jobs would disappear.

State GDP *United States GDP









ECONOMIC CONTRIBUTIONS

— Oklahoma | Congressional District 1 | Kevin Hern —

TARGET SHOOTING

In Oklahoma **397,000** participants spent **\$398 Million** on target shooting-related purchases. Of the statewide totals, District 1 represented **72,300** participants & **\$73 Million** in spending.

Total Multiplier Effect	Jobs Supported	Salaries & Wages	Contributions to GDP	State & Local Taxes	Federal Taxes
					
District 1					
\$121 Million	1,100*	\$39 Million	\$63 Million**	\$7 Million	\$9 Million
Statewide					
\$662 Million	6,100*	\$212 Million	\$347 Million**	\$37 Million	\$49 Million
United States					
\$39.4 Billion	281,200*	\$12.8 Billion	\$21.2 Billion***	\$2.2 Billion	\$3.2 Billion

There are **20 Million** target shooters in the U.S.



In 2020 they spent **\$15.7 Billion** on shooting purchases!

*If target shooters were to stop spending, this many jobs would disappear.

State GDP *United States GDP