







ECONOMIC CONTRIBUTIONS

— Pennsylvania | Congressional District 3 | Dwight Evans —

HUNTING

In Pennsylvania **780,000** hunters spent **\$1.2 Billion** on hunting-related purchases. Of the statewide totals, District 3 represented **34,600** hunters & **\$52 Million** in spending.

Total Multiplier Effect	Jobs Supported	Salaries & Wages	Contributions to GDP	State & Local Taxes	Federal Taxes
					
District 3					
\$82 Million	600*	\$26 Million	\$46 Million**	\$4 Million	\$6 Million
Statewide					
\$1.8 Billion	13,600*	\$584 Million	\$1 Billion**	\$99 Million	\$145 Million
United States					
\$109.9 Billion	688,542*	\$32.2 Billion	\$58 Billion***	\$5.4 Billion	\$8.3 Billion

There are **15 Million** hunters in the U.S.



In 2020 they spent **\$49.4 Billion** on hunting purchases!

*If hunters were to stop spending, this many jobs would disappear.

State GDP *United States GDP

ECONOMIC CONTRIBUTIONS

— Pennsylvania | Congressional District 3 | Dwight Evans —

TARGET SHOOTING

In Pennsylvania **861,000** participants spent **\$676 Million** on target shooting-related purchases. Of the statewide totals, District 3 represented **40,400** participants & **\$32 Million** in spending.

Total Multiplier Effect



Jobs Supported



Salaries & Wages



Contributions to GDP



State & Local Taxes



Federal Taxes



District 3

\$57 Million

500*

\$20 Million

\$31 Million**

\$3 Million

\$5 Million

Statewide

\$1.2 Billion

10,600*

\$424 Million

\$655 Million**

\$70 Million

\$98 Million

United States

\$39.4 Billion

281,200*

\$12.8 Billion

\$21.2 Billion***

\$2.2 Billion

\$3.2 Billion

There are **20 Million** target shooters in the U.S.



In 2020 they spent **\$15.7 Billion** on shooting purchases!

*If target shooters were to stop spending, this many jobs would disappear.

State GDP *United States GDP

sportsmensalliance.org
See reverse for hunting