







ECONOMIC CONTRIBUTIONS

— Tennessee | Congressional District 3 | Chuck Fleischmann —

HUNTING

In Tennessee **460,000** hunters spent **\$726 Million** on hunting-related purchases.

Of the statewide totals, District 3 represented **54,700** hunters & **\$86 Million** in spending.

Total Multiplier Effect	Jobs Supported	Salaries & Wages	Contributions to GDP	State & Local Taxes	Federal Taxes
					
District 3					
\$132 Million	1,100*	\$43 Million	\$72 Million**	\$7 Million	\$10 Million
Statewide					
\$1.1 Billion	9,200*	\$365 Million	\$602 Million**	\$56 Million	\$85 Million
United States					
\$109.9 Billion	688,542*	\$32.2 Billion	\$58 Billion***	\$5.4 Billion	\$8.3 Billion

There are **15 Million** hunters in the U.S.



In 2020 they spent **\$49.4 Billion** on hunting purchases!

*If hunters were to stop spending, this many jobs would disappear.
State GDP *United States GDP



ECONOMIC CONTRIBUTIONS

— Tennessee | Congressional District 3 | Chuck Fleischmann —

TARGET SHOOTING

In Tennessee **700,000** participants spent **\$876 Million** on target shooting-related purchases. Of the statewide totals, District 3 represented **78,900** participants & **\$99 Million** in spending.

Total Multiplier Effect



Jobs Supported



Salaries & Wages



Contributions to GDP



State & Local Taxes



Federal Taxes



District 3

\$170 Million

1,500*

\$59 Million

\$94 Million**

\$10 Million

\$14 Million

Statewide

\$1.5 Billion

13,200*

\$521 Million

\$835 Million**

\$88 Million

\$121 Million

United States

\$39.4 Billion

281,200*

\$12.8 Billion

\$21.2 Billion***

\$2.2 Billion

\$3.2 Billion

There are **20 Million** target shooters in the U.S.



In 2020 they spent **\$15.7 Billion** on shooting purchases!

*If target shooters were to stop spending, this many jobs would disappear.

State GDP *United States GDP

sportsmensalliance.org
See reverse for hunting