







ECONOMIC CONTRIBUTIONS

— Texas | Congressional District 5 | Lance Gooden —

HUNTING

In Texas **1,266,000** hunters spent **\$2.7 Billion** on hunting-related purchases.

Of the statewide totals, District 5 represented **39,900** hunters & **\$86 Million** in spending.

Total Multiplier Effect	Jobs Supported	Salaries & Wages	Contributions to GDP	State & Local Taxes	Federal Taxes
					
District 5					
\$141 Million	1,200*	\$45 Million	\$80 Million**	\$7 Million	\$11 Million
Statewide					
\$4.5 Billion	37,900*	\$1.4 Billion	\$2.5 Billion**	\$225 Million	\$360 Million
United States					
\$109.9 Billion	688,542*	\$32.2 Billion	\$58 Billion***	\$5.4 Billion	\$8.3 Billion

There are **15 Million** hunters in the U.S.



In 2020 they spent **\$49.4 Billion** on hunting purchases!

*If hunters were to stop spending, this many jobs would disappear.

State GDP *United States GDP









ECONOMIC CONTRIBUTIONS

— Texas | Congressional District 5 | Lance Gooden —

TARGET SHOOTING

In Texas **1,806,000** participants spent **\$1.3 Billion** on target shooting-related purchases. Of the statewide totals, District 5 represented **49,900** participants & **\$35 Million** in spending.

Total Multiplier Effect	Jobs Supported	Salaries & Wages	Contributions to GDP	State & Local Taxes	Federal Taxes
					
District 5					
\$64 Million	500*	\$22 Million	\$35 Million**	\$4 Million	\$5 Million
Statewide					
\$2.3 Billion	18,400*	\$782 Million	\$1.3 Billion**	\$136 Million	\$192 Million
United States					
\$39.4 Billion	281,200*	\$12.8 Billion	\$21.2 Billion***	\$2.2 Billion	\$3.2 Billion

There are **20 Million** target shooters in the U.S.



In 2020 they spent **\$15.7 Billion** on shooting purchases!

*If target shooters were to stop spending, this many jobs would disappear.

State GDP *United States GDP