







ECONOMIC CONTRIBUTIONS

— Texas | Congressional District 9 | Al Green —

HUNTING

In Texas **1,266,000** hunters spent **\$2.7 Billion** on hunting-related purchases.
Of the statewide totals, District 9 represented **21,600** hunters & **\$47 Million** in spending.

Total Multiplier Effect	Jobs Supported	Salaries & Wages	Contributions to GDP	State & Local Taxes	Federal Taxes
					
District 9					
\$76 Million	600*	\$24 Million	\$43 Million**	\$4 Million	\$6 Million
Statewide					
\$4.5 Billion	37,900*	\$1.4 Billion	\$2.5 Billion**	\$225 Million	\$360 Million
United States					
\$109.9 Billion	688,542*	\$32.2 Billion	\$58 Billion***	\$5.4 Billion	\$8.3 Billion

There are **15 Million** hunters in the U.S.



In 2020 they spent **\$49.4 Billion** on hunting purchases!

*If hunters were to stop spending, this many jobs would disappear.
State GDP *United States GDP



ECONOMIC CONTRIBUTIONS

— Texas | Congressional District 9 | Al Green —

TARGET SHOOTING

In Texas **1,806,000** participants spent **\$1.3 Billion** on target shooting-related purchases. Of the statewide totals, District 9 represented **39,600** participants & **\$27 Million** in spending.

Total Multiplier Effect



Jobs Supported



Salaries & Wages



Contributions to GDP



State & Local Taxes



Federal Taxes



District 9

\$50 Million

400*

\$17 Million

\$28 Million**

\$3 Million

\$4 Million

Statewide

\$2.3 Billion

18,400*

\$782 Million

\$1.3 Billion**

\$136 Million

\$192 Million

United States

\$39.4 Billion

281,200*

\$12.8 Billion

\$21.2 Billion***

\$2.2 Billion

\$3.2 Billion

There are **20 Million** target shooters in the U.S.



In 2020 they spent **\$15.7 Billion** on shooting purchases!

*If target shooters were to stop spending, this many jobs would disappear.

State GDP *United States GDP

sportsmensalliance.org
See reverse for hunting