







ECONOMIC CONTRIBUTIONS

— Wisconsin | Congressional District 1 | Bryan Steil —

HUNTING

In Wisconsin **857,000** hunters spent **\$2.9 Billion** on hunting-related purchases. Of the statewide totals, District 1 represented **98,400** hunters & **\$330 Million** in spending.

Total Multiplier Effect	Jobs Supported	Salaries & Wages	Contributions to GDP	State & Local Taxes	Federal Taxes
					
District 1					
\$442 Million	2,900*	\$117 Million	\$236 Million**	\$24 Million	\$32 Million
Statewide					
\$3.9 Billion	25,000*	\$1 Billion	\$2.1 Billion**	\$209 Million	\$275 Million
United States					
\$109.9 Billion	688,542*	\$32.2 Billion	\$58 Billion***	\$5.4 Billion	\$8.3 Billion

There are **15 Million** hunters in the U.S.



In 2020 they spent **\$49.4 Billion** on hunting purchases!









*If hunters were to stop spending, this many jobs would disappear.
State GDP *United States GDP

ECONOMIC CONTRIBUTIONS

— Wisconsin | Congressional District 1 | Bryan Steil —

TARGET SHOOTING

In Wisconsin **405,000** participants spent **\$239 Million** on target shooting-related purchases. Of the statewide totals, District 1 represented **48,000** participants & **\$28 Million** in spending.

Total Multiplier Effect	Jobs Supported	Salaries & Wages	Contributions to GDP	State & Local Taxes	Federal Taxes
					
District 1					
\$48 Million	400*	\$15 Million	\$24 Million**	\$3 Million	\$4 Million
Statewide					
\$402 Million	3,800*	\$127 Million	\$206 Million**	\$24 Million	\$30 Million
United States					
\$39.4 Billion	281,200*	\$12.8 Billion	\$21.2 Billion***	\$2.2 Billion	\$3.2 Billion

There are **20 Million** target shooters in the U.S.



In 2020 they spent **\$15.7 Billion** on shooting purchases!

*If target shooters were to stop spending, this many jobs would disappear.

State GDP *United States GDP