







ECONOMIC CONTRIBUTIONS

— Wisconsin | Congressional District 3 | Ron Kind —

HUNTING

In Wisconsin **857,000** hunters spent **\$2.9 Billion** on hunting-related purchases. Of the statewide totals, District 3 represented **133,300** hunters & **\$448 Million** in spending.

Total Multiplier Effect	Jobs Supported	Salaries & Wages	Contributions to GDP	State & Local Taxes	Federal Taxes
					
District 3					
\$599 Million	3,900*	\$159 Million	\$320 Million**	\$33 Million	\$43 Million
Statewide					
\$3.9 Billion	25,000*	\$1 Billion	\$2.1 Billion**	\$209 Million	\$275 Million
United States					
\$109.9 Billion	688,542*	\$32.2 Billion	\$58 Billion***	\$5.4 Billion	\$8.3 Billion

There are **15 Million** hunters in the U.S.



In 2020 they spent **\$49.4 Billion** on hunting purchases!



*If hunters were to stop spending, this many jobs would disappear.
State GDP *United States GDP

ECONOMIC CONTRIBUTIONS

— Wisconsin | Congressional District 3 | Ron Kind —

TARGET SHOOTING

In Wisconsin **405,000** participants spent **\$239 Million** on target shooting-related purchases. Of the statewide totals, District 3 represented **57,500** participants & **\$34 Million** in spending.

Total Multiplier Effect



Jobs Supported



Salaries & Wages



Contributions to GDP



State & Local Taxes



Federal Taxes



District 3

\$57 Million

500*

\$18 Million

\$29 Million**

\$3 Million

\$4 Million

Statewide

\$402 Million

3,800*

\$127 Million

\$206 Million**

\$24 Million

\$30 Million

United States

\$39.4 Billion

281,200*

\$12.8 Billion

\$21.2 Billion***

\$2.2 Billion

\$3.2 Billion

There are **20 Million** target shooters in the U.S.



In 2020 they spent **\$15.7 Billion** on shooting purchases!

*If target shooters were to stop spending, this many jobs would disappear.

State GDP *United States GDP

sportsmensalliance.org
See reverse for hunting