







ECONOMIC CONTRIBUTIONS

— Wisconsin | Congressional District 5 | Scott Fitzgerald —

HUNTING

In Wisconsin **857,000** hunters spent **\$2.9 Billion** on hunting-related purchases.
Of the statewide totals, District 5 represented **87,700** hunters & **\$295 Million** in spending.

Total Multiplier Effect	Jobs Supported	Salaries & Wages	Contributions to GDP	State & Local Taxes	Federal Taxes
					
District 5					
\$394 Million	2,600*	\$105 Million	\$211 Million**	\$21 Million	\$28 Million
Statewide					
\$3.9 Billion	25,000*	\$1 Billion	\$2.1 Billion**	\$209 Million	\$275 Million
United States					
\$109.9 Billion	688,542*	\$32.2 Billion	\$58 Billion***	\$5.4 Billion	\$8.3 Billion

There are **15 Million** hunters in the U.S.



In 2020 they spent **\$49.4 Billion** on hunting purchases!

*If hunters were to stop spending, this many jobs would disappear.

State GDP *United States GDP

ECONOMIC CONTRIBUTIONS

— Wisconsin | Congressional District 5 | Scott Fitzgerald —

TARGET SHOOTING

In Wisconsin **405,000** participants spent **\$239 Million** on target shooting-related purchases. Of the statewide totals, District 5 represented **47,400** participants & **\$28 Million** in spending.

Total Multiplier Effect



Jobs Supported



Salaries & Wages



Contributions to GDP



State & Local Taxes



Federal Taxes



District 5

\$47 Million

400*

\$15 Million

\$24 Million**

\$3 Million

\$4 Million

Statewide

\$402 Million

3,800*

\$127 Million

\$206 Million**

\$24 Million

\$30 Million

United States

\$39.4 Billion

281,200*

\$12.8 Billion

\$21.2 Billion***

\$2.2 Billion

\$3.2 Billion

There are **20 Million** target shooters in the U.S.



In 2020 they spent **\$15.7 Billion** on shooting purchases!

*If target shooters were to stop spending, this many jobs would disappear.

State GDP *United States GDP

sportsmensalliance.org
See reverse for hunting